



METZGER/McGUIRE

ACADEMY





Who should attend Metzger/McGuire Academy?

Installation contractors, concrete polishing contractors, architects/engineers, general contractors, facility owners – basically anyone interested in learning more about the proper preparation and installation of concrete floor joint fillers and repair products both for industrial and stained/polished concrete floors.

Why should you plan to attend Metzger/McGuire Academy?

Metzger/McGuire Academy was established to provide hands-on and classroom training on all aspects of concrete joint filling and repair including optimal use of Metzger/McGuire products, typical jobsite conditions, best practices and equipment for preparing and finishing joints and floor defect repairs and much, much more. During the course many aspects of a typical joint filling or repair project are covered including bidding and planning, handling variable jobsite conditions, troubleshooting concrete floors and more. Whether you are new to the industry, have new personnel to train, or would just like a refresher and exposure to new products or techniques, we guarantee you will leave Metzger/McGuire Academy with new knowledge that can help you improve the efficiency and quality of your concrete joint filling and floor repair work. Metzger/McGuire Academy graduates will receive an Academy certification card and are eligible for any of the individual manufacturer certification cards required by many national specifications to do work on retail and other concrete repair joint filling projects. The number of employees a company has with certification cards can also be an important factor in helping a company achieve *Metzger McGuire Approved Applicator* or *Approved Repair Contractor Status*.



Class size is limited to 24 attendees to ensure personalized attention and hands on opportunities.

DURING THE ACADEMY YOU WILL LEARN:

- All aspects of floor joint filling in both industrial and stained/polished concrete floors
- All aspects of floor joint repair from the repair of minor edge spalling or routine joint maintenance to complete joint edge rebuilding and joint restoration
- Identification, material selection and repair methods for different types of cracks
- Material selection and repair methods for surface defects like pop-outs, spalls and micro-pitting
- How to identify potential joint or surface problems in new concrete floors
- How to troubleshoot post-installation issues which can result from floor factors beyond the installer's control
- Best equipment options to tackle joint filling and repair operations.
- Proper sequencing of repair and/or joint filling operations on stained/polished concrete floor projects; how to handle these operations after the fact
- How to adjust for project conditions which can adversely impact material finishing
- Proper installation and finishing techniques for Metzger/McGuire materials, including:
 - MM-80 Heavy Duty, Semi-Rigid Epoxy Joint Filler
 - Edge-Pro 90 and Spal-Pro RS 88 Semi-Rigid Polyurea Joint Fillers
 - Edge-Pro 80 Moisture Tolerant Polyurea Joint Filler
 - SPF Stain Prevention Film
 - Spal-Pro 2000 Rapid Set Polyurea Repair Polymer
 - Armor Hard Structural Epoxy Repair Mortar
 - Rapid Refloor/RRXP Concrete Repair Products
 - SRG Surface Refinement Grout and more..





DAY 1:

<i>Start-End</i>		<i>Products/Equipment Covered</i>
8:00-8:30 am	Registration/Coffee	
8:30-8:45 am	Introductions	
8:45-9:45 am	Joint Filling Principals & Prep	
9:45-11:15 am	Intro to Joint Prep & Placement	<i>EP 80, RS 88, MM-80, SPF</i>
11:15-11:30 pm	Break/Calls	
11:30-11:45 pm	Razor off EP 90 & RS 88	
11:45-12:45 pm	Joint Repair (up to 1" wide)	<i>EP 90, RS 88, Spal-Pro 2000, MM-80 (prep)</i>
12:45-1:15 pm	Lunch	
1:15-3:15 pm	Joint Repair/Rebuild Over 1" Baier/Conventional Prep Large Surface Repair Prep Placement of Materials	<i>Armor-Hard, MM-80 SM, SRG/XP, MM80 (less 1") Neat and Sand Modified</i>
3:15-3:30 pm	Break/Calls	
3:30- 4:00 pm	Crack Repair - Industrial	<i>Spal-Pro 2000</i>
4:00-5:00 pm	Related Equipment/Questions	
6:30-9:30 pm	Dinner hosted by Metzger/McGuire	

DETAILED INSTRUCTION IN ALL ASPECTS OF JOINT AND JOINT FILLING INCLUDING:



- Selecting the Proper Filler
- Proper Joint Cleaning
- Dispensing Methods/Tools
- Proper Joint Filling and Finishing Techniques
- Handling Jobsite Variables, Conditions, and More!



DAY 2:

Start-End

8:15-8:30 am

Arrivals/Coffee

Products/Equipment Covered

8:30-9:30 am

Grind off Structural Repairs

9:30-10:45 am

Stained/Polished Considerations

10:45-11:00 am

Break/Calls

11:00-12:30 pm

Surface Repairs
Pop Outs, Cracks

Rapid Refloor, SRG, RS 88

12:30-1:00 pm

Lunch

1:00-2:30 pm

Grouting/Delamination Repair *SRG, Rapid Reflor Pit Grout*

2:30-2:45 pm

Wrap Up/Departures

2:45- 4:30 pm

Optional Additional Instruction

HANDS-ON TRAINING IN THE BEST CONCRETE REPAIR METHODS INCLUDING:

- Joints
- Surface Gouges and Defects
- Structural Joint Rebuild
- Delamination/Resurfacing and More!
- Random Cracks





TRANSPORTATION HOTELS & MEALS

NEAREST AIRPORT

Manchester/Boston Regional Airport - MHT - 23 miles

Boston Logan Airport - BOS - 70 miles

RECOMMENDED HOTELS

Fairfield Inn 4 Gulf St. Concord, NH 03301 (2 miles)

Residence Inn 91 Hall St. Concord, NH 03301 (2.5 miles)

Best Western 97 Hall St. Concord, NH 03301 (2.5 miles)

Comfort Inn 71 Hall St. Concord, NH 03301 (2.5 miles)

Tru by Hilton 406 S Main St. Concord, NH 03301 (3 miles)

Holiday Inn 172 N. Main St. Concord, NH 03301 (3 miles)

Note: Transportation to and from Recommended Hotels is available.
Please contact one of our team (listed below) to make arrangements.

MEALS

Light breakfast and lunch will be provided both days of the Metzger Academy. Snacks and beverages will be available throughout the day.

Dinner and drinks hosted by Metzger/McGuire at a local restaurant at end of Day One at 6:30 pm.

Patrick Smith 603-568-1595
pat@metzgermcguire.com

Jim Marchillo 603-496-5512
jim@metzgermcguire.com

Scott Metzger 603-731-8393
scottmetzger@metzgermcguire.com

TRAINING LOCATION


**Metzger/McGuire
8 Integra Drive
Concord, NH 03301**

ACADEMY SCHEDULE


Day One - 8:30 am - 5:00 pm

Day Two - 8:30 am - 3:00 pm

**We look forward to hosting
you in New Hampshire!**




Classroom/Registration



**For more information on attending
or hosting your training at the
Metzger/McGuire Training Facility
please contact:**

**Scott Metzger
scottmetzger@metzgermcguire.com
603-224-6122**

**To register for our next
Metzger/McGuire Academy go to
www.metzgermcguire.com**



Located at our Concord, NH facility

March 17 & 18, 2026

June 9 & 10, 2026

September 22 & 23, 2026

December 8 & 9, 2026

Please contact us at 800-223-6680 or
info@metzgermcguire.com to discuss
private training opportunities.

Attendee Feedback

“Your team was very patient and friendly. Your company teaches excellent skills, techniques and provides the best product out there. Thanks very much for the valuable training experience.”

“The training (Academy) you did onsite was excellent as always and your team’s follow through was flawless as usual.”

“My sincere thanks for providing a very professional and informative training opportunity. The level of expertise, detail and service offered illustrates a level of commitment few can match. The synergy is palpable and the company chemistry (no pun intended) is undeniable.”

www.metzgermcguire.com

800-223-MM80